


STUDENT DEMOGRAPHICS

FALL 2022

GENDER DISTRIBUTION

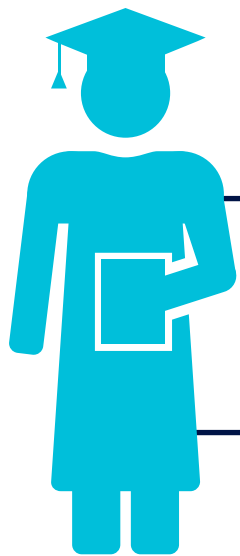


UNDERGRAD

21% Female

GRADUATE

28% Female



UNDERGRAD

79% Male

GRADUATE

72% Male

DOMESTIC VS. INTERNATIONAL

UNDERGRAD

Domestic → 92%

International → 8%

GRADUATE

Domestic → 52%

International → 48%

1,213

Total First Generation

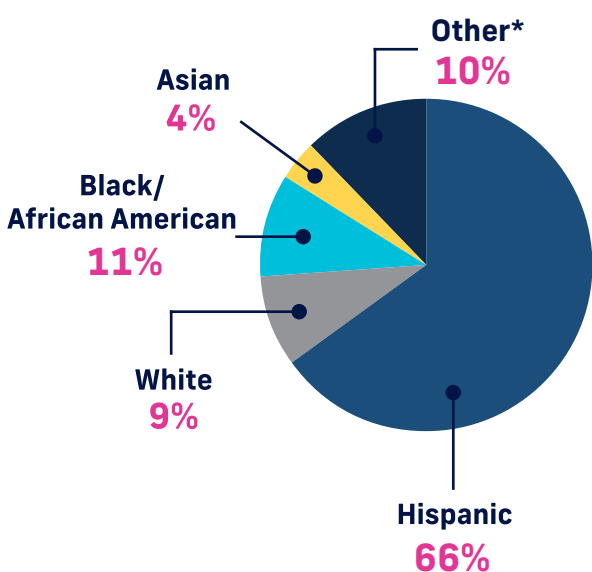
GENDER DISTRIBUTION AMONG FIRST GENERATION

Female → 21%

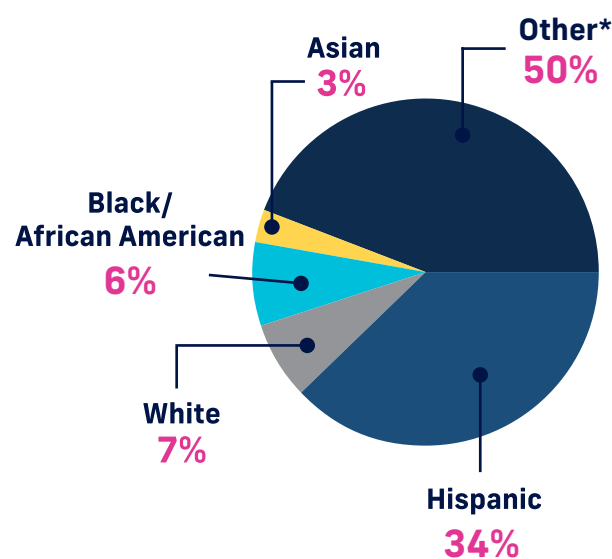
Male → 79%

ETHNICITY

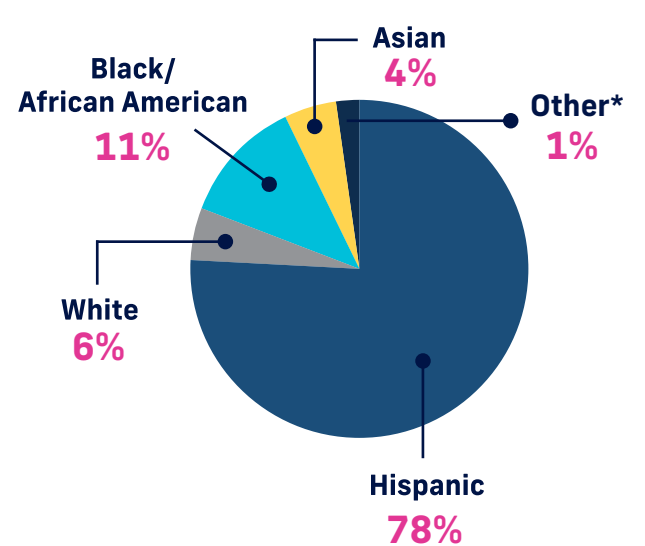
UNDERGRAD



GRADUATE



FIRST GENERATION



*Other includes American Indian, Alaska Native, Pacific Islander, Nonresident alien and two or more races