


# STUDENT DEMOGRAPHICS

## SPRING 2021

### GENDER DISTRIBUTION

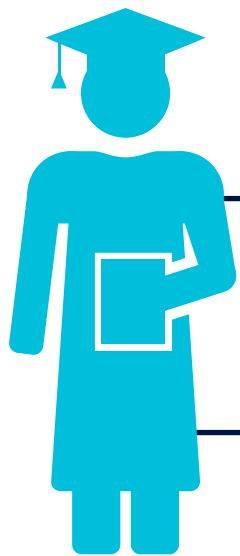


#### UNDERGRAD

20% Female

#### GRADUATE

27% Female



#### UNDERGRAD

80% Male

#### GRADUATE

73% Male

### DOMESTIC VS. INTERNATIONAL

#### UNDERGRAD

Domestic → 90%

International → 10%

#### GRADUATE

Domestic → 58%

International → 42%

**1,230**

Total First Generation

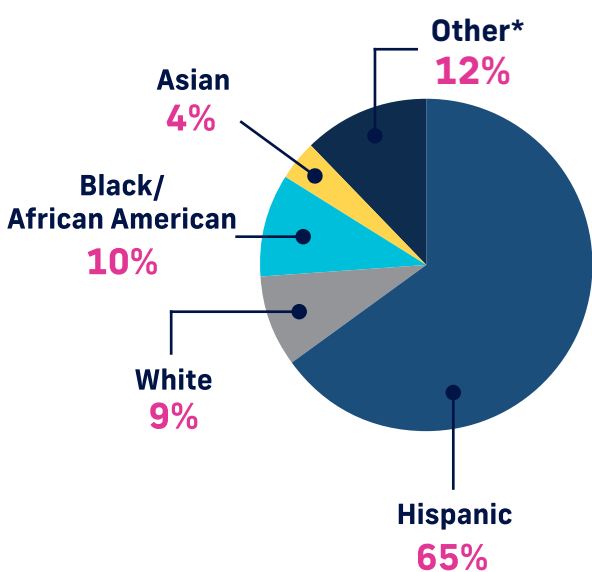
#### GENDER DISTRIBUTION AMONG FIRST GENERATION

Female → 21%

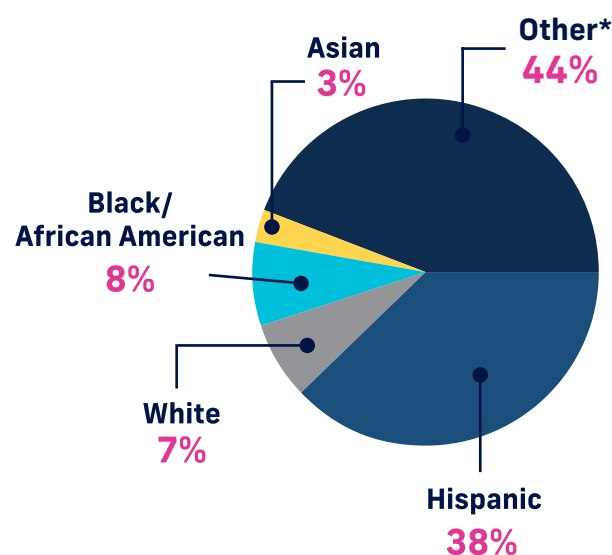
Male → 79%

### ETHNICITY

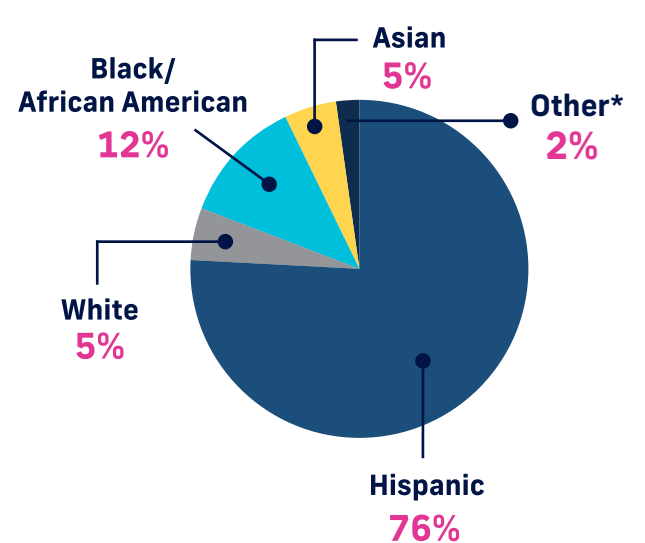
#### UNDERGRAD



#### GRADUATE



#### FIRST GENERATION



\*Other includes American Indian, Alaska Native, Pacific Islander, Nonresident alien and two or more races